

Review Article

Cite this article: McCabe RA, Aarvak T, Aebischer A, Bates K, Bety J, Bollache L, Brinker D, Driscoll C, Elliot KH, Fitzgerald G, Fuller M, Gauthier G, Gilg O, Gousy-Leblanc M, Holt D, Jacobsen KO, Johnson D, Kulikova O, Lang J, Lecomte N, McClure C, McDonald T, Menyushina I, Miller E, Morozov VV, Øien IJ, Robillard A, Rolek B, Sittler B, Smith N, Sokolov A, Sokolova N, Solheim R, Soloviev M, Stoffel M, Weidensaul S, Wiebe KL, Zazelenchuck D, Therrien JF (2024). Status assessment and conservation priorities for a circumpolar raptor: the Snowy Owl *Bubo scandiacus*. *Bird Conservation International*, **34**, e41, 1–11
<https://doi.org/10.1017/S0959270924000248>

Received: 11 March 2024

Revised: 10 June 2024

Accepted: 18 June 2024

Keywords:

Arctic; *Bubo scandiacus*; Irruptive; Monitoring; Population trends










Corresponding author:

R. A. McCabe;

Email: mccabe@hawkmountain.org

© The Author(s), 2024. Published by Cambridge University Press on behalf of BirdLife International. This is an Open Access article, distributed under the terms of the Creative Commons Attribution licence (<http://creativecommons.org/licenses/by/4.0>), which permits unrestricted re-use, distribution and reproduction, provided the original article is properly cited.

Status assessment and conservation priorities for a circumpolar raptor: the Snowy Owl *Bubo scandiacus*

R. A. McCabe¹ , T. Aarvak², A. Aebischer³, K. Bates⁴, J. Bety⁵ , L. Bollache⁶, D. Brinker⁷, C. Driscoll⁸, K. H. Elliot⁹, G. Fitzgerald¹⁰, M. Fuller¹¹, G. Gauthier¹² , O. Gilg¹³, M. Gousy-Leblanc¹⁴, D. Holt¹⁵, K. O. Jacobsen¹⁶, D. Johnson¹⁷, O. Kulikova¹⁸, J. Lang³ , N. Lecomte¹⁹, C. McClure²⁰ , T. McDonald²¹, I. Menyushina²², E. Miller²³, V. V. Morozov²⁴, I. J. Øien²⁵, A. Robillard¹² , B. Rolek²⁶ , B. Sittler³, N. Smith²⁷, A. Sokolov²⁸, N. Sokolova³, R. Solheim²⁹, M. Soloviev³⁰, M. Stoffel³¹, S. Weidensaul³², K. L. Wiebe³¹ , D. Zazelenchuck³³ and J. F. Therrien³⁴ 

¹Acopian Center for Conservation Learning, Hawk Mountain Sanctuary Association, USA; ²Norwegian Ornithology Society, Trondheim 7012, Norway; ³Groupe de Recherche en Ecologie Arctique, Francheville, France; ⁴Raptor Research Center, Boise State University, Boise, ID, USA; ⁵Université du Québec à Rimouski Bibliothèque, Rimouski, Canada; ⁶Chrono-environnement UMR6249, CNRS, Université de Bourgogne, France; ⁷Maryland Department of Natural Resources, Annapolis, MD, USA; ⁸Maryland Department of Natural Resources, Contact the Cooperative Oxford Laboratory, Annapolis, MD, USA; ⁹Natural Resources Department, McGill University, Montreal, Canada; ¹⁰Faculté de Médecine Vétérinaire, Université de Montréal, Montreal, Canada; ¹¹Forest and Rangeland Ecosystem Science Center, U.S. Geological Survey, Boise, ID, USA; ¹²Département de biologie and Centre Études nordiques, Université Laval, Quebec, Canada; ¹³Laboratoire Chrono-environnement, Université de Bourgogne Franche-Comté, France; ¹⁴Natural Resource Sciences Department, McGill University, Montreal, Canada; ¹⁵Owl Research Institute, Charlo, MT, USA; ¹⁶Norwegian Institute for Nature Research, Trondheim, Norway; ¹⁷Global Owl Project, USA; ¹⁸Russian Academy of Sciences, Moskva, Russian Federation; ¹⁹Université de Moncton, Moncton, Canada; ²⁰The Peregrine Fund, Boise, ID, USA; ²¹Project SnowyWatch, USA; ²²East Branch of Russian Academy of Science, Russian Federation; ²³Wildlife Futures Program, Department of Pathobiology, School of Veterinary Medicine, University of Pennsylvania, Philadelphia, PA, USA; ²⁴Russian Scientific Research Institute of Environmental Protection, Russian Federation; ²⁵Conservation Science Dept., BirdLife Norway, Trondheim, Norway; ²⁶Global Conservation Science, Peregrine Fund, Boise, USA; ²⁷Massachusetts Audubon, USA; ²⁸Arctic Research Station, Institute of Plant and Animal Ecology UB RAS, Russian Federation; ²⁹Natural History Museum, University of Agder, Kristiansand, Norway; ³⁰Lomonosov Moscow State University, Moskva, Russian Federation; ³¹University of Saskatchewan, Saskatoon, Canada; ³²Ned Smith Center for Nature and Art, USA; ³³P.O. Box 39, Kyle, Saskatchewan, S0L 1T0, Canada and ³⁴Acopian Center for Conservation Learning, Hawk Mountain Sanctuary Association, USA

Summary

The global population and status of Snowy Owls *Bubo scandiacus* are particularly challenging to assess because individuals are irruptive and nomadic, and the breeding range is restricted to the remote circumpolar Arctic tundra. The International Union for Conservation of Nature (IUCN) uplisted the Snowy Owl to “Vulnerable” in 2017 because the suggested population estimates appeared considerably lower than historical estimates, and it recommended actions to clarify the population size, structure, and trends. Here we present a broad review and status assessment, an effort led by the International Snowy Owl Working Group (ISOWG) and researchers from around the world, to estimate population trends and the current global status of the Snowy Owl. We use long-term breeding data, genetic studies, satellite-GPS tracking, and survival estimates to assess current population trends at several monitoring sites in the Arctic and we review the ecology and threats throughout the Snowy Owl range. An assessment of the available data suggests that current estimates of a worldwide population of 14,000–28,000 breeding adults are plausible. Our assessment of population trends at five long-term monitoring sites suggests that breeding populations of Snowy Owls in the Arctic have decreased by more than 30% over the past three generations and the species should continue to be categorised as Vulnerable under the IUCN Red List Criterion A2. We offer research recommendations to improve our understanding of Snowy Owl biology and future population assessments in a changing world.

Introduction

With a continuous rise in human population size and industrial development, threats to ecosystem functioning and biodiversity are magnified by anthropogenic drivers around the globe (Bergmann

et al. 2022; Callaghan et al. 2004; Ims and Fuglei 2005; Luck 2007). Although the Arctic is considered one of the last pristine environments on Earth because few humans live there, it is nonetheless affected by human activities such as oil, gas, and mineral extraction (Tolvanen et al. 2019), and transport of pollutants to the Arctic by atmospheric or oceanic currents (Barrie 1986; Macdonald et al. 2000; Zarfl and Matthies 2010). Moreover, most Arctic-nesting birds are migratory and spend the nonbreeding season in temperate or tropical regions where anthropogenic impacts are considerable (Bauer and Hoyer 2014; Moisan et al. 2023). Therefore, events occurring in the temperate zone might affect breeding birds and other species living in the Arctic, with carry-over effects on the Arctic environment (Jefferies et al. 2004; Lamarre et al. 2017).

The Snowy Owl *Bubo scandiacus*, a top predator of the Arctic, is highly dependent on the abundance of small mammals, particularly lemmings (*Lemmus* and *Dicrostonyx* spp.), during the breeding season (Dorogoy 2017; Gilg et al. 2006; Hagen 1952; Portenko 1972; Therrien et al. 2014b). Some studies reported fading lemming population cycles and persistent low populations at some Arctic sites (Ims et al. 2008; Kausrud et al. 2008), possibly due to changing climatic conditions, which could negatively affect tundra predators like the Snowy Owl (Schmidt et al. 2012). Food abundance and distribution in time and space determine reproductive success and local breeding densities across its range (Robillard et al. 2016), so understanding the impact of humans on the habitat and food resources used by Snowy Owls is imperative for their conservation. The global population of Snowy Owls is particularly difficult to assess because the breeding range is restricted to remote circumpolar Arctic tundra and because individuals range widely during their annual dispersal and exhibit very low site fidelity (Doyle et al. 2017; Fuller et al. 2003; Robillard et al. 2018; Therrien et al. 2014b). Furthermore, movements of individuals are often nomadic (i.e. irregular movement patterns that differ from year to year; Andersson 1980; Teitelbaum and Mueller 2019) and/or can be irruptive (i.e. migratory movements that only occur in some years and are linked to a fluctuating food supply; Newton 2006, 2010).

This species is classified as “Vulnerable” to extinction by the International Union for Conservation of Nature (IUCN) global Red List. IUCN assigns species to one of the nine categories of threat based on whether they meet any one of the criteria related to (1) population trend, (2) population size, and (3) structure and geographical range (IUCN 2012). The Snowy Owl was uplisted from “Least Concern” to “Vulnerable” in 2017 due to “an observed, estimated, inferred or suspected population size reduction of 30% over the last 10 years or three generations” based on reported population declines in North America (Rosenberg et al. 2016) and likely in Europe and Russia (BirdLife International 2020). However, reported population declines were based on relatively informal and potentially biased assessments such as Christmas Bird Counts (National Audubon Society 2020) and eBird sightings (Fink et al. 2021) and they did not quantitatively combine trend estimates from across the species’ range (BirdLife International 2024). Such methods did not exist until recently (McClure et al. 2023a,b; Sherley et al. 2020). Further, although there are several long-term and broad-scale efforts to monitor Snowy Owls, the irruptive and nomadic ecology renders quantitative inference of population trends elusive.

This paper is an effort led by the International Snowy Owl Working Group (ISOWG) and researchers around the globe to quantitatively assess population trends and the current global status of the Snowy Owl. Based on the most recent literature we review basic life history traits and population dynamic metrics for the circumpolar population of Snowy Owls. To estimate population

abundance and trends we use results from recent ecological and genetic studies and, in particular, breeding data from major monitoring sites across the Arctic. We account for the irruptive and nomadic ecology of this species while combining trends in data collected across its breeding range. Our results are interpreted in the context of the Snowy Owl’s global conservation status. We also assess threats faced by the species and conclude with recommendations to guide conservation efforts.

Distribution, ecology, and demography

The Snowy Owl has a circumpolar breeding distribution that is associated with treeless tundra and valley and plateaus across seven Arctic countries (Cramp and Brooks 1985; Holt et al. 2020; Portenko 1972). In an effort to fill in the knowledge gaps from the extant breeding range of the Snowy Owl, we compiled reported nest sites across the circumpolar Arctic over the last 50 years from the Arctic Monitoring and Assessment Program (1990–2018; $n = 150$ nests), eBird (1971–2022; $n = 75$ nests), GPS-tagged owls (2016–2021; $n = 19$ nests), and nest locations from collaborators and from seven long-term monitoring sites (1987–2020; $n = 560$ nests) (Figure 1). Although uncommon, several long-term studies have or are still monitoring annual breeding density and productivity including sites in Alaska, Canada, Greenland, Fennoscandia, and Russia (Figure 1, Supplementary material Appendix S1). In North America, Snowy Owls still regularly breed in Alaska, Nunavut, and the northern parts of Yukon, Northwest Territories, and Québec (Doyle et al. 2017; Holt et al. 2009; Miller et al. 1975; Therrien et al. 2014b). In Greenland, Snowy Owls now seem restricted to breed only in the north-east and very few breeding attempts were recorded in recent decades, associated with irregular lemming population peaks (Gilg et al. 2006, 2009). In Fennoscandia, Snowy Owls regularly bred when lemming peaks were steady, until the late 1980s (Ehrich et al. 2020; Jacobsen 2005). After a long period without lemming peaks and breeding owls, nests were found again in 2007, 2011, and 2015 (Jacobsen et al. 2014; Øien et al. 2016), but rodent numbers might have collapsed again after the absence of a peak around 2019 (Jacobsen et al. 2019). In Russia, Snowy Owls have been recorded breeding from the Yugorsky Peninsula, Novaja Zemlya, and Vaygach Island in north-east Europe to the Taimyr Peninsula in Siberia (Kharitonov et al. 2008; Morozov et al. 2020) and in eastern Siberia, the Lena delta, Anzhu Islands, and Wrangel Island (Litvin and Baranyuk 1989; Menyushina 1997, 2007). The longest running discrete study sites monitoring breeding activities, spanning the last ~30 years, include: Wrangel Island, Russia; Utqiagvik (formerly Barrow), Alaska, USA; Bylot Island, Nunavut, Canada; Fennoscandia; Karupelv Valley, Greenland.

During the nonbreeding season, the distribution expands to include the entire breeding range, coastal Arctic Sea ice, and some temperate regions south of the boreal forest and Arctic tundra (Holt et al. 2020; Øien et al. 2018; Portenko 1972; Therrien et al. 2017).

The Snowy Owl is a nomadic species exhibiting long-distance breeding dispersal annually (Therrien et al. 2014b) with unpredictable and highly variable movements when searching for a suitable nesting site (Holt et al. 2020; Therrien et al. 2014b; Robillard et al. 2018). Satellite tracking of Snowy Owls in Canada indicated that individuals cover large distances ($\bar{x} = 828 \pm 600$ [SD] km, range 220–2433 km, $n = 9$ adult females) in spring when prospecting for potential nesting sites with sufficient prey resources (Therrien et al. 2014b). After a nesting season, adult Snowy Owls radio-tagged in

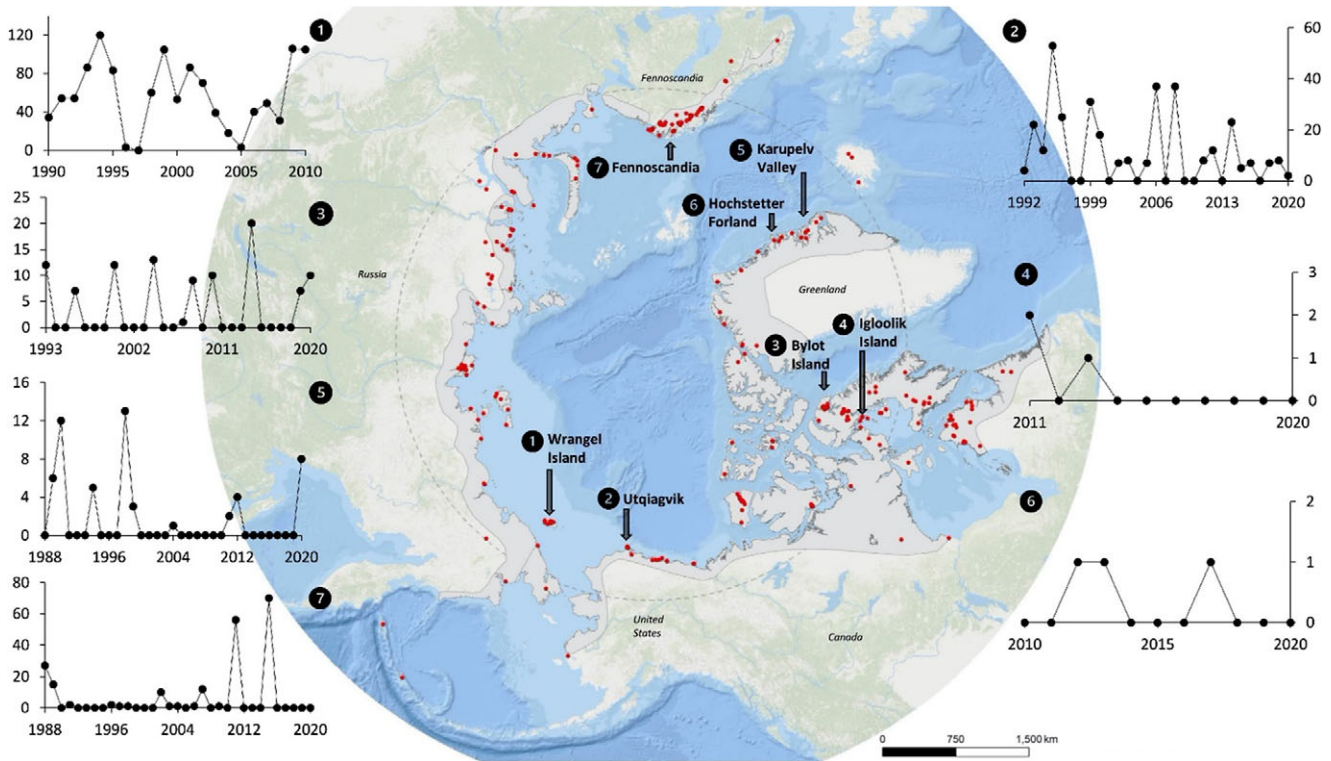


Figure 1. Snowy Owl *Bubo scandiacus* confirmed breeding sites (red dots) within the known breeding range (grey outline; BirdLife International and Handbook of the Birds of the World 2021) across the circumpolar Arctic. Breeding sites include nests reported to the Arctic Monitoring and Assessment Program (1990–2018; $n = 150$), eBird (1971–2022; $n = 75$), from GPS-tagged owls (2016–2021; $n = 19$), and nest locations from collaborators and from seven long-term monitoring sites in Russia, USA, Canada, Greenland, and Fennoscandia (1987–2020; $n = 560$). Graphs show the annual number of Snowy Owl nests (y -axis) found at the five monitoring sites between 1988 and 2020.

north-western Alaska flew west, ranging widely in far north-eastern Russia, then wintering proximate to northern Russia coastlines. Ultimately, these individuals returned to Alaska, flying past their previous nesting area and into the north-western Canadian islands for the next breeding season (Fuller et al. 2003). Satellite-tagged adult Snowy Owls breeding in Norway wandered back and forth between Norway and Russia, sometimes flying as far east as the Taimyr Peninsula in western Siberia during low lemming years, presumably searching for suitable nesting sites (Jacobsen et al. 2010, 2014; Øien et al. 2018; Solheim et al. 2008).

These extensive annual movements and low breeding site fidelity are in line with results from genetic analyses. Marthinsen et al. (2009) analysed the mitochondrial DNA of Snowy Owls from North America, Fennoscandia, and eastern Russia and found no phylogeographic genetic structure, suggesting a single panmictic population with unrestricted exchange of genetic material. More recently, Gousy-Leblanc et al. (2023) investigated genetic differentiation using single nucleotide polymorphisms (SNPs)-based analyses of owls sampled across North America and found high genetic intermixing indicating a single Snowy Owl population within the continent.

Studies in Greenland and Nunavut, Canada, have both shown that Snowy Owls do not attempt to breed unless there is a consistent threshold density of about 2 lemmings/ha at snow melt (Gilg et al. 2006; Therrien et al. 2014b). However, a study in north-western Taimyr, Russia found Snowy Owls started nesting only when lemming abundance reached approximately 11 lemmings/ha (Kharitonov et al. 2008). Telemetry studies confirmed little fidelity to a breeding site and revealed that Snowy Owls tend to nest wherever prey is available, regardless of the conditions at

their previous breeding site (Doyle et al. 2017; Fuller et al. 2003; Watson 1957). For example, Therrien et al. (2014b) found that adult females breeding in the Canadian Arctic dispersed on average 725 ± 517 [SD] km (range: 18–2,224 km, $n = 12$) between consecutive years, indicating a general lack of site fidelity. However, some Snowy Owls in Norway have appeared on the same breeding grounds as during former lemming peak several years previously (Jacobsen et al. 2011; Solheim et al. 2008). These large breeding dispersal distances impose strong limitations on our ability to reliably estimate population size worldwide as detailed below.

The exact age of sexual maturity is mostly unknown, especially in the wild, but Snowy Owls may reach sexual maturity in the first year of life (Holt et al. 2020). Although Snowy Owls are thought to usually start breeding around three or four years old in the wild, one-year-old females were confirmed breeding in Norway in 2011 and 2015 (Solheim et al. 2018). Experienced breeding females can apparently breed every year even if they need to move long distances to find a suitable nesting area (Therrien et al. 2012).

Long-term nest monitoring suggests there might be core and peripheral breeding populations throughout the Arctic. Breeding densities under good conditions reported by Gilg et al. (2006) and Therrien et al. (2014a,b) can be up to 20 nests/100 km². Falling within the “boom-and-bust” breeding strategy (Newton 2006), Snowy Owls lay large clutches (e.g. 5–11 eggs, $\bar{x} = 7.0 \pm 2.1$ eggs; Hagen 1960; Holt et al. 2020; Portenko 1972; Therrien et al. 2015) during years when the abundance of small mammals in the Arctic tundra is high (i.e. “boom” years) (Robillard et al. 2016). In a 20-year study investigating the links between lemming abundance and Snowy Owl breeding success on Bylot Island, Therrien et al.

(2015) reported a high nesting success (96%; proportion of nests where at least one young survived until fledging) during years of high lemming density, similar to findings by Gilg *et al.* (2006) from north-east Greenland.

The Snowy Owl is a regular wintering bird in certain areas of the USA and Canada (Wiebe *et al.* 2023). Numbers of owls wintering on the Canadian Prairies are relatively stable despite some annual variation (Boxall and Lein 1982; Kerlinger *et al.* 1985), but much lower and more variable in areas farther south, west, and east, where the species is more irregular and irruptive (Kerlinger and Lein 1988; Kerlinger *et al.* 1985). Many adults remain in the Arctic throughout the winter, exploiting marine environments in ice-covered areas (Fuller *et al.* 2003; Øien *et al.* 2018; Robillard *et al.* 2017, 2018; Therrien *et al.* 2011). In western North America, many individuals also remain in the Arctic but primarily use alpine non-forest areas (Doyle *et al.* 2017). Thus, Snowy Owls can use a wide variety of habitats (i.e. inland, coastal, oceans, alpine areas) during the non-breeding season. In addition to the diversity of wintering habitats, there is also a dramatic change in overwintering population composition over time. Indeed, the high reproductive output during a good lemming year (Gilg *et al.* 2006; Therrien *et al.* 2014a) means local individual density can increase dramatically at the end of those breeding seasons. This will cause a large influx of young of the year into the regular and irregular wintering ranges south of the boreal forest and explain the periodic irruptions of the species (Robillard *et al.* 2016; Santonja *et al.* 2019).

Based on satellite tracking of 12 adult females marked in the Canadian Arctic, Therrien *et al.* (2012) found that the survival rate was relatively high over three years (estimated annual survival at 85–92%). Using capture–recapture of owls marked on the Canadian Prairies in winter over 15 years, Heggøy *et al.* (2017) estimated apparent annual survival of adults ($n = 13$) at $70.4 \pm 8.6\%$, which is probably biased low by permanent emigration. McCabe *et al.* (2022) estimated winter survival (4.5 month-long period) at 93% for adult females in temperate regions in North America and 98% for those wintering in the Arctic ($n = 144$ owl-winters). Survival of owls wintering in the Prairies (94%) was also greater than those wintering in eastern North America (81%) ($n = 252$ owl-winters), and winter survival estimates of first-year owls in non-irruptive years (100%) were also greater than in irruptive years (52%) ($n = 93$ owl-winters).

Historical population estimates and trends

Given the high mobility and apparent lack of fidelity to nesting areas, reliable estimates of population size throughout the circumpolar range are hard to obtain with traditional nesting density surveys. Previous population estimates, which were as high as 290,000 individuals worldwide (Rich *et al.* 2004) are now considered gross overestimates because they relied on a misconception that Snowy Owls bred regularly and uniformly across their entire breeding range and ignored large-scale annual breeding dispersal movements combined with low breeding site fidelity. An updated range map depicting at a finer scale the boundaries of the Snowy Owl range (i.e. breeding, nonbreeding, pre- and post-breeding migratory seasons) (Fink *et al.* 2021; <https://ebird.org/science/status-and-trends/snoowl1/>) in North America portrays a more fragmented and restricted range than historical range maps. Other regions throughout the circumpolar Arctic (e.g. inland Greenland, some islands in Nunavut, Canada) are covered by ice caps or devoid of lemmings, suggesting a smaller range than historically presented.

Recently, various approaches were suggested to estimate Snowy Owl population size. Potapov and Sale (2012) suggested a “loose boid” approach – estimating the probability of aggregations of Snowy Owls in a particular area and integrating this spatial probability for the entire range. This approach used historical breeding data from the literature, unpublished continental transects and aerial surveys, migration patterns, and observations reported by the Arctic Wader Study Group. With this approach, they estimated 14,000 pairs of Snowy Owls worldwide. Considering that the total global population can fluctuate with good or poor breeding conditions depending on the year, Potapov and Sale (2012) suggested that a more conservative population estimate would be half of that estimate (7,000–8,000 pairs). However, many assumptions behind this approach (e.g. size and number of individual boids) remain vague and untested.

In northern Russia, an effort estimated population size based on counts conducted along aerial transects totalling 17,854 km in length in western Siberia in 2019 (Morozov *et al.* 2020). Snowy Owls were detected within a 3,792 km² area along these transects in the Taimyr and Yamal regions with 221 (217 and 4, respectively) individuals counted. Simultaneously, researchers monitored two sites on the ground in Taymir peninsula (130 and 120 km²). Based on the number of owls and nests counted (217 and 9, respectively) over the surveyed area, the authors estimated the current population for the whole Russian Arctic at 14,000 individuals. They also suggested that numbers might have declined since similar counts were conducted in the same region in the mid-1990s.

An alternative approach is to calculate a theoretical carrying capacity of the tundra habitat for breeding owls. Walker *et al.* (2005) estimated the size of the non-glaciated Arctic tundra biome at 5,000,000 km². If we assume (1) that only 20% of this area is suitable for owl nesting, a conservative estimate, and (2) that owls breed only in good lemming years, which have a typical recurrence of about four years (Gauthier *et al.* 2024), this means that about 250,000 km² of Arctic tundra may offer suitable breeding conditions for owls every year. We can further assume that experienced owls breed every year (Therrien *et al.* 2012) by moving to areas of high lemming abundance (Therrien *et al.* 2014b). Finally, using a mean density of 0.1 pairs/km² in good breeding years (Gilg *et al.* 2006; Therrien *et al.* 2014b), we could estimate that up to 25,000 pairs could breed annually worldwide (G. Gauthier, personal communication).

Genetic analyses can also provide information on the effective population size (N_e , the number of breeding individuals in an idealised population that would maintain genetic variability; Lande and Barrowclough 1987) of a species. Based on mitochondrial DNA analyses, Marthinsen *et al.* (2009) estimated the maximum effective population at 14,000 females worldwide. More recently, Gousy-Leblanc *et al.* (2023) estimated the current North American effective population to be 15,792 individuals (10,850–28,950; 95% confidence interval (|CI|)), using genetic methods based on nuclear SNP.

Butcher and Niven (2007) found that Snowy Owls have undergone a small, statistically insignificant decline during the last 40 years in North America by combining data from Breeding Bird Surveys and Christmas Bird Counts. However, because these monitoring schemes cover a limited part of the wintering range of the species, they can likely miss the long-term trends of a nomadic species like the Snowy Owl. In a global analysis of North American bird fauna, Rosenberg *et al.* (2016) reported a 64% decline of Snowy Owls in North America over the period 1970 to 2014. However, the value is most likely inflated as this analysis may be mixing previous

population estimates, which were considered overestimates (see above), with more recent ones. It is however clear that, since the Last Glacial Maximum 20,000 years ago, the North American Snowy Owl population has undergone a slow decline interspaced with accelerated decreases during warming events (Gousy-Leblanc et al. 2023). Since the genetic analysis used in that study cannot determine the trend in the last hundred years, we still must rely on alternative estimates such as long-term monitoring at their breeding sites (see below).

Current population dynamics and trend analyses

To estimate recent population trends of Snowy Owls, we used count data of nests from five of the seven long-term sites (i.e. Bylot Island Core, Fennoscandia, Karupelv Valley, Utqiagvik, and Wrangel Island) monitored annually (with one exception) during the breeding seasons of 1988–2020 (Figure 1, Appendix S1). Two other sites with shorter time-series (Igloodik and Hochstetter Forland) were excluded from the analyses as we required >10 years of monitoring for the trend analysis (see below for details). We assumed that the number of nests counted, instead of individuals, was a good proxy for the IUCN (2012) criteria considering each nest needs two mature individuals. We then used these results to assess the status of the species according to IUCN Red List Criteria (IUCN 2012).

A potential problem of our trend analysis is the cyclical pattern of owl presence at several sites (Figure 1), a consequence of the cyclicity in the populations of their main prey species, lemmings (Gauthier et al. 2024). To evaluate whether linear regression models could accurately estimate population trends when ignoring cyclicity, we simulated data and applied generalised linear models (GLMs) within a frequentist framework. Simulations indicated little bias and good coverage by CIs of estimated temporal trends, especially when time-series were >10 years and mean abundance was >0.5 (methods and results are presented in Appendix S2). Based on simulation results, we excluded sites not meeting these criteria (Igloodik and Hochstetter Forland).

We analysed Snowy Owl nest count data using a Bayesian hierarchical GLM, adjusting existing methodology (McClure et al. 2023a,b) by implementing various distributional assumptions (Poisson, negative binomial, and zero-inflated Poisson; see detailed methods in Appendix S3) to account for an excess of zeros in the counts, which is typical of an irruptive species (Figure 1). We retained the distribution with the best goodness-of-fit. To obtain an overall population growth rate (λ) that was informed by these five sites while accounting for population size at each site, we calculated a weighted mean from posterior draws of abundance so that the contribution of each site was proportional to average counts at those sites (McClure et al. 2023a). Further, we did not need to account for differing areas surveyed among sites because our analysis was concerned with rates of change, not absolute numbers. The areas surveyed within four of the five monitoring sites (Fennoscandia is the exception) remained constant through time allowing us to interpret observed changes in counts as indices of population change. We converted population growth rates to per cent change over three generations using generation times of 8 and 10.7 years (i.e. 24 years and 32 years; see details in Appendix S3) to present results in the context of the IUCN Red List Criteria A2 to assess the conservation status of a species (IUCN 2012). Based on the length of our monitoring and the median annual per cent change detected, our analysis should have a reasonable statistical power according to White (2019) and Wauchope et al. (2019).

Population growth rates averaged over the entire survey period (1988–2020) suggested negative trends (median $\lambda = 0.98$, 80% Highest Density Intervals [HDIs] = [0.96, 1.01], probability of direction [pd] = 0.80). Inter-annual population growth rates had significant declines during six years (2005, 2011, 2012, 2015, 2016, and 2018) (Figure 2) with 80% HDIs excluding zero. Trends at individual sites were stable except at Utqiagvik, which had a declining population trend (median = -0.73, 80% HDIs = [-1.50, -0.04]; Appendix S4).

Population trends expressed as per cent change after three generations showed a significant negative trend using eight-year generations (median = -35.6%, 80% HDIs = [-74.9%, -1.2%], pd = 0.81), and a non-significant trend using 10.7-year generations (median = -41.0%, 80% HDIs = [-84.2%, 3.5%], pd = 0.80). Using eight-year generations, central tendencies of per cent change over three generations such as the mode (-45%) and median (-36%) all suggest that Snowy Owl should be considered Vulnerable according to the IUCN Red List Criteria, despite some uncertainty (Figure 3). Sixty-nine per cent of derived posterior draws of per cent change suggested “Near Threatened” status or worse, while 58% suggested “Vulnerable” or worse, and 29% suggested “Endangered” or worse (see Cumulative proportion of draws, Table 1). Using 10.7-year generations, central tendencies of per cent change over three generations such as the mode (-54%) and median (-41%) suggest that Snowy Owl should be considered Vulnerable or Endangered according to the IUCN Red List Criteria despite some uncertainty (Figure 3). Sixty-nine per cent of derived posterior draws of per cent change suggested Near Threatened status or worse, while 61% suggested Vulnerable or worse, and 38% suggested Endangered or worse (see Cumulative proportion of draws, Table 1).

To evaluate the robustness of analyses to trends at individual sites, we omitted data from Utqiagvik, the only site with a significant decline. Trends were largely consistent with analyses presented here. Central tendencies of per cent change (median = -16% and mode = -41%) continued to suggest declines (Appendix S4). We implemented another analysis to evaluate robustness by including data from all sites with a random effect for site. This analysis largely agreed with those presented here suggesting declines (median = -25% and mode = -36%, Appendix S4). Combined, these two analyses demonstrate that results presented here are somewhat robust to the inclusion or exclusion of sites.

Main threats

Main potential threats to the Snowy Owl include: (a) climate change; (b) change in the abundance of prey species; (c) anthropogenic development and disturbance on the breeding and wintering areas; (d) anthropogenic mortality; (e) exposure to contaminants in the environment. We briefly address each of those separately below.

Mild winter temperatures and extended rainy periods associated with climate change will likely alter snow cover, stability of the microclimate during the breeding season, and plant growth, thereby negatively affecting the population cycles of lemmings and other rodents, the main food source of Snowy Owls during breeding (Domine et al. 2018; Gilg et al. 2009; Kausrud et al. 2008; Kharitonov et al. 2005). Therefore, a collapse in lemming populations would have a devastating effect on Snowy Owl reproduction, as reported in some regions of Greenland and Fennoscandia (Jacobsen et al. 2019; Schmidt et al. 2012). However, while local

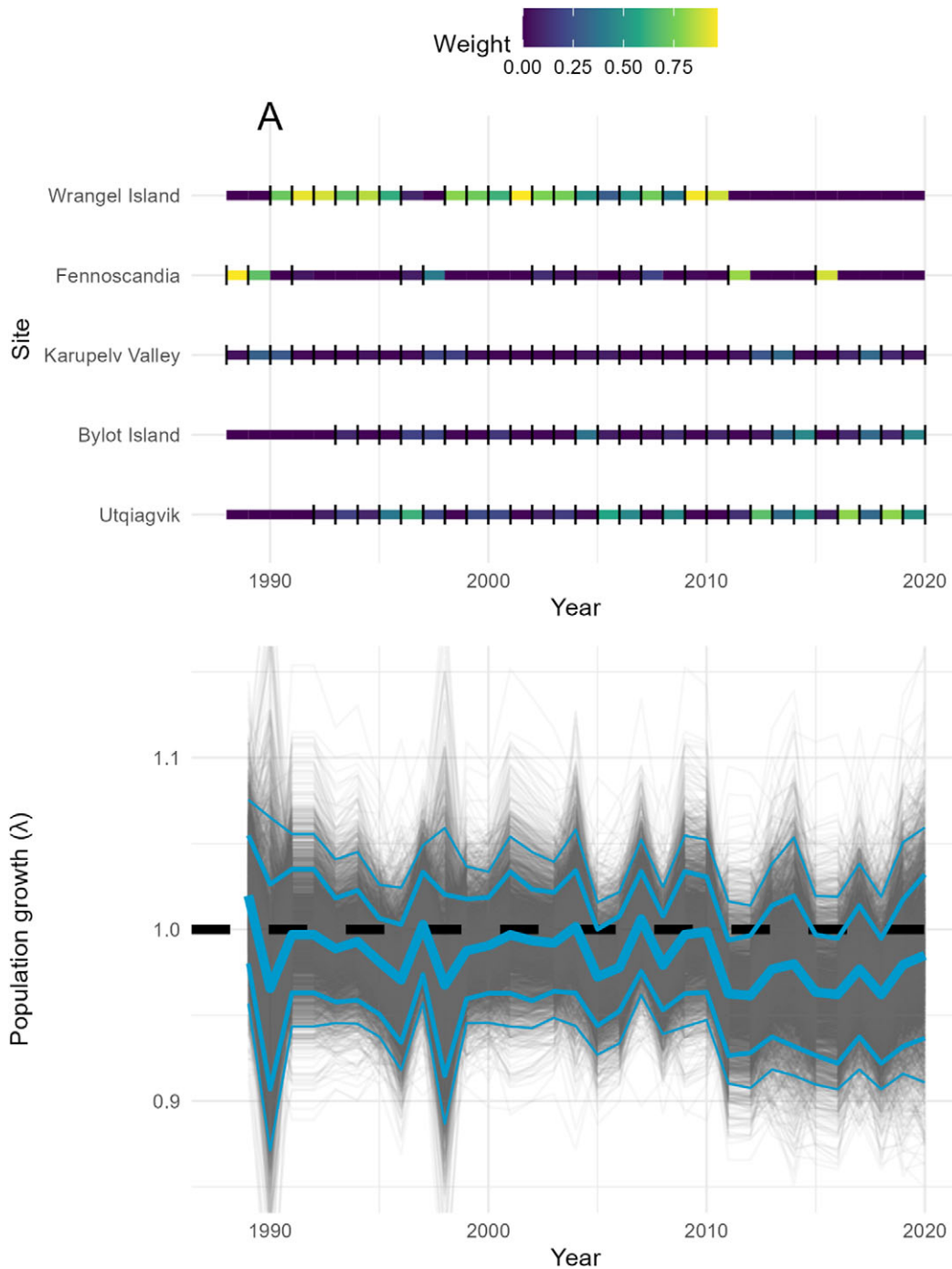


Figure 2. (A) Proportional weights assigned to each site to estimate the inter-annual population growth rate of Snowy Owls *Bubo scandiacus*. (B) Inter-annual population growth rates (λ) of Snowy Owls combining five long-term monitoring sites (Wrangel Island, Fennoscandia, Karupelv Valley, Bylot Island Core, and Utqiagvik). The median is depicted with a thick blue solid line, while the 80% and 95% highest density prediction intervals are depicted with medium and thin blue lines, respectively. Predictions from each posterior draw are depicted with grey lines ($n = 4,000$). A horizontal dashed line where $\lambda = 1.0$ depicts a stable population. Monitoring data spanned different time intervals for each site; therefore, we weighted these population growth rates so the contribution of each site is proportional to its population size (details in Appendix S3).

and short-term cycle collapses can occur, there is yet little evidence that lemming population fluctuations have dampened globally across the Arctic or that populations are decreasing (Ehrich *et al.* 2020; Gauthier *et al.* 2024). Milder and wetter climates in the Arctic could increase the risk for detrimental black fly attacks on nestlings and breeding females in the low Arctic tundra (Lamarre *et al.* 2018; Solheim *et al.* 2013). Snowy Owls have also been documented hunting at the flow edge during the breeding season (N. Lecomte,

personal communication) and along open channels in the sea ice during the nonbreeding season where large concentrations of waterfowl overwinter (Fuller *et al.* 2003; Gilchrist and Robertson 2000; Hagen 1952; Therrien *et al.* 2011). However, the ability for the Snowy Owl to efficiently capture waterfowl may decline if an expansion of these channels, as a result of climate change, disperse prey over a larger area, therefore reducing their concentrations and the availability of perching sites on the ice.

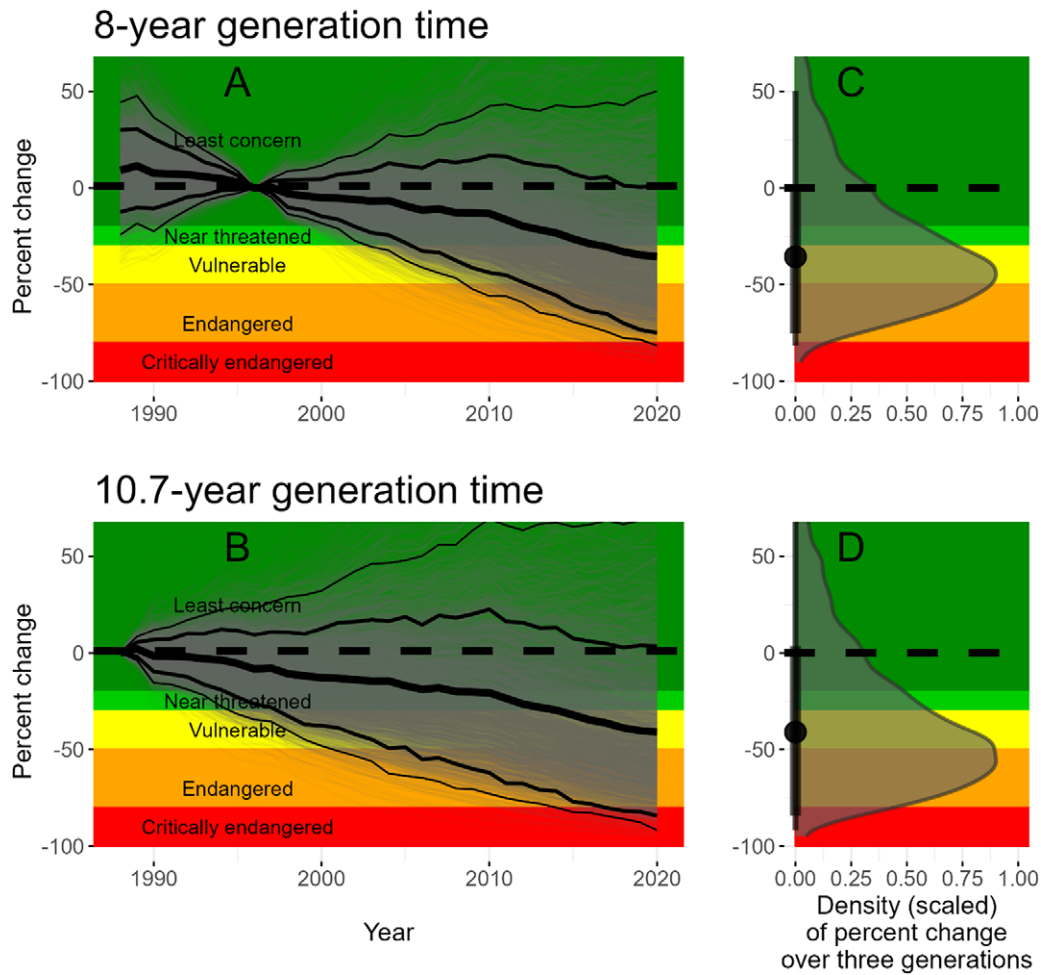


Figure 3. Per cent change in the number of breeding Snowy Owls *Bubo scandiacus* at five monitoring sites in the Arctic over three generations using two generation times (8 and 10.7 years). Per cent change beginning in (A) 1996 and (B) 1988 as reference years to assess changes over three generations (24 and 32 years, respectively). Black solid lines depict the median, 80% and 95% highest density intervals (HDIs), and thin grey lines depict predictive posterior draws from the model ($n = 4,000$). (C) and (D) depict the total per cent change over three generations (1996–2020). The caterpillar plot depicts the median (point), 80% and 95% HDIs (vertical lines), and the grey polygon depicts density of estimates. Colours (dark green to red) illustrate IUCN Red List Criteria A2.

Table 1. Proportion of draws associated with different percentages of change in the number of breeding Snowy Owls *Bubo scandiacus* over three generations (1996–2020) at five monitoring sites in the Arctic. “Proportion of draws within” contains the proportion of posterior draws ($n = 4,000$) falling within each interval of IUCN Listing Criteria (“IUCN criteria”). “Cumulative proportion of draws” contains the cumulative sum of draws within each criterion and worse. “Per cent change criteria” describes IUCN Red List Criteria of per cent change over three generations. Square brackets indicate a value is included in the interval for IUCN criteria, while round parenthesis indicate the value is not included.

Generation time	IUCN Red List categories	Per cent change criteria	Proportion of draws within	Cumulative proportion of draws
8 years	Least Concern	(-20, 300]	0.33	1.00
	Near Threatened	(-30, -20]	0.11	0.69
	Vulnerable	(-50, -30]	0.28	0.58
	Endangered	(-80, -50]	0.28	0.29
	Critically Endangered	(-100, -80]	0.01	0.01
10.7 years	Least Concern	(-20, 300]	0.31	1.00
	Near Threatened	(-30, -20]	0.08	0.69
	Vulnerable	(-50, -30]	0.23	0.61
	Endangered	(-80, -50]	0.34	0.38
	Critically Endangered	(-100, -80]	0.04	0.04

Survival, especially in first-year birds, is often influenced by prey availability and, in winter, the ability to avoid both natural and anthropogenic threats (e.g. disease, collisions with vehicles). Although we lack information to quantify survival rate during the post-fledgling and dispersal stages of juveniles, studies of other owl species provide insight. For example, Rohner and Hunter (1996) found that juvenile survival in Great Horned Owls *Bubo virginianus* in the Yukon, Canada, was just over 40% during the post-fledgling stage, with major causes of death including anaemia (33%), predation (28%), and collision with vehicles (15%). Similarly, fledgling mortality of northern Tawny Owls *Strix aluco* was highest just after leaving the nest and continued until dispersal, with starvation and predation being the primary causes of death (Overskaug *et al.* 1999).

Based on necropsies, the main causes of death identified for 383 wintering Snowy Owls in eastern North America were automobile collisions (18%), emaciation (16%), airplane collisions (9%), other types of collisions (8%), disease or parasites (6%), and electrocution (3%) (McCabe *et al.* (2022)). In temperate western Canada, causes of death examined by Kerlinger and Lein (1988) ($n = 76$ owls) and Chang and Wiebe (2016) ($n = 225$ owls) included various collisions with cars, powerlines, airplanes, and unknown objects (66% and 42%, respectively), emaciation (14% and 46%), shooting (13%), electrocution (6%), and entanglement in fishing equipment (<2%). The impact of wind turbines and the risks of collisions associated with these structures is unknown, but Snowy Owls are known to frequently use the highest available point in the terrain to perch and hunt (Solheim *et al.* 2021), so wind turbines could be a potential threat.

Environmental pollutants examined in feathers of breeding birds ($n = 5$) collected in Finnmark, Norway in 2007 did not reveal elevated levels of pollutants although seven years earlier, analyses of feathers from a male Snowy Owl found dead in Norway showed elevated levels of polychlorinated biphenyls (PCBs) and persistent organic pollutants (POPs) (Jacobsen *et al.* 2014). Nazneen *et al.* (2022) found the presence of heavy metals in pellets of five owl species, demonstrating the need for additional studies on the influences of contaminants accumulating in owls and ultimately impacting their health and survival. Miller *et al.* (2015) conducted gross necropsies from Snowy Owls ($n = 68$) wintering in the mid-Atlantic USA in 2013–2014 and discovered that a few individuals had internal parasites (e.g. flukes, tapeworms, protozoans) and some individuals had been exposed to anticoagulant rodenticides, organochemicals (PCBs and DDE), and lead. However, the contribution of these factors to death is unknown. It is also reported that most owls turned in for necropsy in North America were in good body condition (Curk *et al.* 2018), and most deaths were human caused (e.g. trauma from automobile and airplane collisions; McCabe *et al.* 2022).

Conservation status and recommendations

The Snowy Owl was uplisted from Least Concern to Vulnerable in October 2017 (BirdLife International 2020) when increasing evidence (ISOWG 2017; Marthinsen *et al.* 2009; Potapov and Sale 2012) suggested that worldwide populations were considerably lower than previous estimates (i.e. 200,000–300,000 individuals; Rich *et al.* 2004). The information summarised in this paper supports current population estimates (e.g. 14,000–28,000 breeding adults worldwide; BirdLife International 2020).

We suggest that previous reports of a strong recent decline in the Snowy Owl population (e.g. Rosenberg *et al.* 2016) were an

overestimation and the trend analysis that we present based on the best data available coming from the breeding ground supports this assertion. Our method formally, quantitatively, and reproducibly combines information from disparate time-series across the breeding range of the species and over a relatively long period (33 years). Unlike previous analyses, our method propagates the uncertainty associated with each population trend into the overall error (assessed by HDIs) associated with the global trend. We can thus estimate with a reasonable level of confidence the probability of the species having declined enough to qualify for each Red List category (Table 1). Results of our analysis suggest that breeding populations of Snowy Owls have indeed decreased globally by more than 30% over the past three generations, and therefore the species should continue to be categorised as Vulnerable under the IUCN Red List Criteria A2. However, we recognise the relatively large error associated with our estimates, something that could be improved with more data in the future. We emphasise that Snowy Owl monitoring sites in the Arctic are very scant and many parts of the breeding range (e.g. Siberia) are not well covered, which limits the robustness of the assessment presented here. Considering that genetic evidence suggests a single, panmictic population worldwide (Marthinsen *et al.* 2009), Snowy Owl conservation must be addressed globally rather than regionally. Moreover, climate warming, changing prey availability, and increased anthropogenic pressure during winter are all factors that have a strong potential to negatively affect future population trends at a global scale.

In light of our current assessment, we make the following recommendations. We need to improve our knowledge on several aspects of Snowy Owl biology including: (a) better estimates of vital rates, especially survival rate in adults (e.g. seasonally) and in juveniles (i.e. nestling survival to fledging period and post-fledging survival) and age at first breeding; (b) improve international cooperation on conservation and research; (c) continue long-term monitoring of abundance on breeding grounds and increase the geographical coverage of monitoring including the far northern parts of their range to fill large gaps worldwide; (d) pursue necropsies of birds found dead and explore emerging methods for diagnostic testing and international sharing of information between pathologists. In addition, future research should incorporate traditional and local knowledge held by Indigenous peoples, including in-person interviews, surveys, and in-the-field participation of hunters, trappers, elders, and others.

Conclusions

Some aspects of the ecology of the Snowy Owl are still unknown (e.g. dispersal behaviour of juveniles, first-year survival, age-specific recruitment rate) and would benefit from additional research. Moreover, combining long-term monitoring of breeding and wintering ground surveys with individual tracking will help to better understand the movement ecology and demography of this elusive species and help link movement to the breeding success and survival probability. When assessing population size and trends, it is essential to consider the irruptive and nomadic behaviour of the species, something that has not received enough attention in the past. Considering the numerous threats faced by the species and uncertainties associated with population size and trends, we believe that the status of Vulnerable species is warranted for the Snowy Owl. Continued collaborative research is necessary for addressing knowledge gaps identified in the biology of the species and assessing

future potential threats that could affect this charismatic and emblematic species of the Arctic wilderness.

Supplementary material. The supplementary material for this article can be found at <http://doi.org/10.1017/S0959270924000248>.

Acknowledgements. We dedicate this paper to the late G. Bortolotti, one of the founding members of the International Snowy Owl Working Group. We thank the Indigenous Communities across the Arctic for discussions, sharing observations, and allowing us to conduct research on native lands and in their communities; without their support and guidance, most of this data would not have been secured. We thank M. Nitze, F. Normann, R. Blöcher, P. Rapin, and M. Bos with nest searching on Karupelv Valley, all the field crews at the long-term monitoring sites, and all participants of long-term surveys (e.g. Christmas Bird Counts, Arctic Breeding Birds). We thank Project SNOWstorm collaborators and supporters and collaborators of the ISOWG. We are grateful for the valuable suggestions and feedback from S. Oppel, one anonymous reviewer, the Associate Editor A. Margalida and the Editor-in-Chief P. Atkinson. This is Project SNOWstorm contribution number 011 and Hawk Mountain contribution to conservation science number 399. This thorough analysis of the status and population trend of the Snowy Owl emerged from and was identified as a priority by the collaborative work of the ISOWG. JFT, GG, KOJ, OG, BS, JL, IJØ, TA, and RS contributed to the study conception and design. Data preparation and organisation, and analysis were performed by RAM, GG, BR, OK, and JFT. The first draft of the manuscript was written by RAM, GG, BR, and JFT, and all authors commented on previous versions of the manuscript. All authors read and approved the final manuscript. This work was supported by the Norwegian Snowy Owl Group, Project SNOWstorm donors, Hawk Mountain Sanctuary Association supporters including the Marshall–Reynolds Foundation, French Polar Institute (IPEV, Program Interactions-1036), Agence Nationale de la Recherche (Project PACS, grant number ANR-21-CE02-0024), Natural Sciences and Engineering Research Council of Canada (NSERC) (to GG and NL), NSERC Canada Research Chair Program (NL), NSERC Discovery Grant (KLW, grant number 203177), IBPN RAS grant number 123032000020-7 and 124050700005-0 (to OK), Canadian Network of Centres of Excellence ArcticNet (GG), Fonds Québécois de Recherche Nature et Technologies (GG), Polar Knowledge Canada (to GG and NL), Environment and Climate Change Canada (GG), Natural Resources Canada Polar Continental Shelf Program (to GG and NL), and the Garfield Weston Foundation (JFT).

References

- Andersson M. (1980). Nomadism and site tenacity as alternative reproductive tactics in birds. *Journal of Animal Ecology* **49**, 175–184. <https://doi.org/10.2307/4282>
- Barrie L.A. (1986). Arctic air pollution: An overview of current knowledge. *Atmospheric Environment* **20**, 643–663. [https://doi.org/10.1016/0004-6981\(86\)90180-0](https://doi.org/10.1016/0004-6981(86)90180-0)
- Bauer S. and Hoyer B.J. (2014). Migratory animals couple biodiversity and ecosystem functioning worldwide. *Science* **344**, 1242552. <https://doi.org/10.1126/science.1242552>
- Bergmann M., Collard F., Fabres J., Gabrielsen G.W., Provencher J.F., Rochman C.M. et al. (2022). Plastic pollution in the Arctic. *Nature Reviews Earth & Environment* **3**, 323–337. <https://doi.org/10.1038/s43017-022-00279-8>
- BirdLife International (2020). *Bubo scandiacus*. The IUCN Red List of Threatened Species: e.T22689055A181375387. Available at <https://doi.org/10.2305/IUCN.UK.2020-3.RLTS.T22689055A181375387.en> (accessed 11 November 2021).
- BirdLife International (2024). Species Factsheet: *Bubo scandiacus*. Available at <https://datazone.birdlife.org/species/factsheet/snowy-owl-bubo-scandiacus> (accessed 2 September 2023).
- BirdLife International and Handbook of the Birds of the World (2021). Bird Species Distribution Maps of the World. Version 2021.1. Available at <http://datazone.birdlife.org/species/requestdis> (accessed 11 November 2021).
- Boxall P.C. and Lein M.R. (1982). Feeding ecology of snowy owls (*Nyctea scandiaca*) wintering in southern Alberta. *Arctic* **35**, 282–290. <https://www.jstor.org/stable/40509437>
- Butcher G.S. and Niven D.K. (2007). *Combining Data from the Christmas Bird Count and the Breeding Bird Survey to Determine the Continental Status and Trends of North American Birds*. National Audubon Society. https://www.researchgate.net/publication/237545005_Combining_Data_from_the_Christmas_Bird_Count_and_the_Breeding_Bird_Survey_to_Determine_the_Continental_Status_and_Trends_of_North_America_Birds
- Callaghan T.V., Björn L.O., Chernov Y., Chapin T., Christensen T.R., Huntley B. et al. (2004). Effects on the structure of arctic ecosystems in the short- and long-term perspectives. *Ambio* **33**, 436–447. <https://doi.org/10.1579/0044-7447-33.7.436>
- Chang A.M. and Wiebe K.L. (2016). Body condition in Snowy Owls wintering on the prairies is greater in females and older individuals and may contribute to sex-biased mortality. *The Auk* **133**, 738–746. <https://doi.org/10.1642/AUK-16-60.1>
- Cramp S. and Brooks D.J. (eds) (1985). *Handbook of the Birds of Europe, the Middle East, and North Africa. The Birds of the Western Palearctic*, vol. 4. Oxford: Oxford University Press.
- Curk T., McDonald T., Zazelenchuk D., Weidensaul S., Brinker D., Huy S. et al. (2018). Winter irruptive Snowy Owls (*Bubo scandiacus*) in North America are not starving. *Canadian Journal of Zoology* **96**, 553–558. <https://doi.org/10.1139/cjz-2017-0278>
- Domine F., Gauthier G., Vionnet V., Fauteux D., Dumont M. and Barrère M. (2018). Snow physical properties may be a significant determinant of lemming population dynamics in the high Arctic. *Arctic Science* **4**, 813–826. <https://doi.org/10.1139/as-2018-0008>
- Dorogoy I.V. (2017). Ornithological findings in Western Chukotka. *Russian Ornithological Journal* **26**, 2135–2139.
- Doyle F.I., Therrien J.F., Reid D.G., Gauthier G. and Krebs C.J. (2017). Seasonal movements of female Snowy Owls breeding in the Western North American Arctic. *Journal of Raptor Research* **51**, 428–438. <https://doi.org/10.3356/JRR-16-51.1>
- Ehrich D., Schmidt N.M., Gauthier G., Alisauskas R., Angerbjörn A., Clark K. et al. (2020). Documenting lemming population change in the Arctic: Can we detect trends? *Ambio* **49**, 786–800. <https://doi.org/10.1007/s13280-019-01198-7>
- Fink D., Auer T., Johnston A., Strimas-Mackey M., Robinson O., Ligocki S. et al. (2021). eBird Status and Trends, Data Version: 2020; Released: 2021. Ithaca: Cornell Lab of Ornithology. Available at <https://doi.org/10.2173/ebirdst.2020>.
- Fuller M., Holt D. and Schueck L. (2003). Snowy owl movements: variation on the migration theme. In Berthold P., Gwinner E. and Sonnenschein E. (eds), *Avian Migration*. Heidelberg: Springer, pp. 359–366.
- Gauthier G., Ehrich D., Belke-Brea M., Domine F., Alisauskas R., Clark K. et al. (2024). Taking the beat of the Arctic: are lemming population cycles changing due to winter climate? *Proceedings of the Royal Society B Biological Sciences* **291**, 20232361. <https://doi.org/10.1098/rspb.2023.2361>
- Gilchrist H.G. and Robertson G.J. (2000). Observations of marine birds and mammals wintering at polynyas and ice edges in the Belcher Islands, Nunavut, Canada. *Arctic* **53**, 61–68. <https://www.jstor.org/stable/40511883>
- Gilg O., Sittler B. and Hanski I. (2009). Climate change and cyclic predator–prey population dynamics in the high Arctic. *Global Change Biology* **15**, 2634–2652. <https://doi.org/10.1111/j.1365-2486.2009.01927.x>
- Gilg O., Sittler B., Sabard B., Hurstel A., Sane R., Delattre P. et al. (2006). Functional and numerical responses of four lemming predators in high arctic Greenland. *Oikos* **113**, 193–216. <https://doi.org/10.1111/j.2006.0030-1299.14125.x>
- Gousy-Leblanc M., Therrien J.F., Broquet T., Rioux D., Curt-Grand-Gaudin N., Tissot N. et al. (2023). Long-term population decline of a genetically homogenous continental-wide top Arctic predator. *Ibis* **165**, 1251–1266. <https://doi.org/10.1111/ibi.13199>
- Hagen Y. (1952). *Birds of Prey and Game Care*. Oslo: Gyldendal.
- Hagen Y. (1960). Snøugla på Hardangervidda sommeren 1959 [The snowy owl, *Nyctea scandiaca* on Hardangervidda in the summer of 1959]. Meddr. St. viltunders. Ser 2, pp. 1–25.
- Heggøy O., Aarvak T., Øien I.J., Jacobsen K.-O., Solheim S., Zazelenchuk D. et al. (2017). Effects of satellite transmitters on survival in Snowy Owls *Bubo scandiacus*. *Ornis Norvegica* **40**, 33–38. <https://doi.org/10.15845/on.v40i0.1309>
- Holt D., Larson M.D., Smith N., Evans D. and Parmelee D.F. (2020). Snowy Owl (*Bubo scandiacus*). In Poole A. (ed.), *The Birds of North America*. Ithaca: Cornell Lab of Ornithology.

- Holt D.W., Maples M.T., Petersen-Parret J.L., Korti M., Seidensticker M. and Gray K. (2009). Characteristics of nest mounds used by Snowy Owls in Barrow, Alaska, with conservation and management implications. *Ardea* **97**, 555–561. <https://doi.org/10.5253/078.097.0422>
- Ims R.A. and Fuglei E.V.A. (2005). Trophic interaction cycles in tundra ecosystems and the impact of climate change. *Bioscience* **55**, 311322. [https://doi.org/10.1641/0006-3568\(2005\)055\[0311:TICITE\]2.0.CO;2](https://doi.org/10.1641/0006-3568(2005)055[0311:TICITE]2.0.CO;2)
- Ims R.A., Henden J.A. and Killengreen S.T. (2008). Collapsing population cycles. *Trends in Ecology & Evolution* **23**, 79–86. <https://doi.org/10.1016/j.tree.2007.10.010>
- International Snowy Owl Working Group (ISOWG) (2017). Present Knowledge and Threats to the Snowy Owl *Bubo scandiacus* in the Circumpolar Arctic. ISOWG, digital document, 2–67.
- International Union for Conservation of Nature (IUCN) (2012). IUCN Red List Categories and Criteria: Version 3.1, 2nd Edn. Gland/Cambridge: IUCN.
- Jacobsen K.-O. (2005). Snowy Owl (*Bubo scandiacus*) in Norway. *Breeding Occurrences in the Period 1968-2005*. NINA Report 84. Trondheim: Norwegian Institute for Natural Research. (In Norwegian with English summary)
- Jacobsen K.-O., Øien I.J., Solheim R. and Aarvak T. (2011). *Snowy Owl Population Conditions, Migration Pattern and Habitat Choice*. Annual Report 2011. NINA Report 813. Trondheim: Norwegian Institute for Natural Research. (In Norwegian with English summary)
- Jacobsen K.-O., Øien I.J., Solheim R. and Aarvak T. (2014). *Present Knowledge Status and Threat Factors for Snowy Owl *Bubo scandiacus* in Norway*. NINA Report 727. Trondheim: Norwegian Institute for Natural Research. (In Norwegian with English summary)
- Jacobsen K.-O., Solheim R., Øien I.J. and Aarvak T. (2010). *Snowy Owl Migration Patterns and Habitat Selection*. Annual Report 2009. NINA Report 561. Trondheim: Norwegian Institute for Natural Research. (In Norwegian with English summary)
- Jacobsen K.-O., Solheim R., Øien I.J. and Aarvak T. (2019). *Snowy Owl Ecology and Occurrence in Norway*. Annual Report 2019. NINA Report 1753. Trondheim: Norwegian Institute for Natural Research. (In Norwegian with English summary)
- Jefferies R., Rockwell R. and Abraham K. (2004). Agricultural food subsidies, migratory connectivity, and large-scale disturbance in arctic coastal systems: a case study. *Integrative and Comparative Biology* **44**, 130–139. <https://doi.org/10.1093/icb/44.2.130>
- Kausrud K.L., Mysterud A., Steen H., Vik J.O., Ostbye E., Cazelles B. et al. (2008). Linking climate change to lemming cycles. *Nature* **456**, 93–97. <https://doi.org/10.1038/nature07442>
- Kerlinger P. and Lein M.R. (1988). Causes of mortality, fat condition, and weights of wintering Snowy Owls. *Journal of Field Ornithology* **59**, 7–12. <https://www.jstor.org/stable/4513285>
- Kerlinger P., Lein M.R. and Sevick B.J. (1985). Distribution and population fluctuations of wintering Snowy Owls (*Nyctea scandiaca*) in North America. *Canadian Journal of Zoology* **63**, 1829–1834. <https://doi.org/10.1139/z85-273>
- Kharitonov S.P., Bublichenko A.G. and Korkina S.A. (2005). Breeding ecology of snowy owls in the north-western Taimyr: comparison with the phases of the lemming cycle and spatial population structure. In Volkov S.V., Morozov V. V. and Sharikov A.V. *Owls of the Northern Eurasia*. Moscow, pp. 23–31. (Translated from Russian)
- Kharitonov S.P., Volkov A.E., Willems F., Van Kleef H., Klaassen R.H.G., Nowak D.J. et al. (2008). Brent goose colonies near snowy owls: Inter-nest distances in relation to abundance of lemmings and arctic foxes. *Biology Bulletin* **35**, 270–278. <https://doi.org/10.1134/S1062359008030072>
- Lamarre V., Legagneux P., Franke A., Casajus N., Currie D.C., Berteaux D. et al. (2018). Precipitation and ectoparasitism reduce reproductive success in an arctic-nesting top-predator. *Scientific Reports* **8**, 8530. <https://doi.org/10.1038/s41598-018-26131-y>
- Lamarre J.F., Legagneux P., Gauthier G., Reed E.T. and Bêty J. (2017). Predator-mediated negative effects of overabundant snow geese on arctic-nesting shorebirds. *Ecosphere* **8**, e01788. <https://doi.org/10.1002/ecs2.1788>
- Lande R. and Barrowclough G.F. (1987). Effective population size, genetic variation, and their use in population management. In Soulé M.E. (ed.), *Viable Populations for Conservation*. Cambridge: Cambridge University Press, pp. 87–124. <https://doi.org/10.1017/CBO9780511623400.007>
- Litvin K.E. and Baranyuk V.V. (1989). Breeding of the Snowy Owls (*Nyctea scandiaca*) and lemming numbers in Wrangel Island. In *Birds in Communities of the Tundra Zone*. Moscow: Nauka, pp. 112–128.
- Luck G.W. (2007). A review of the relationships between human population density and biodiversity. *Biological Reviews* **82**, 607–645. <https://doi.org/10.1111/j.1469-185X.2007.00028.x>
- Macdonald R.W., Barrie L.A., Bidleman T.F., Diamond M.L., Gregor D.J., Semkin R.G. et al. (2000). Contaminants in the Canadian Arctic: 5 years of progress in understanding sources, occurrence and pathways. *Science of the Total Environment* **254**, 93–234. [https://doi.org/10.1016/S0048-9697\(00\)00434-4](https://doi.org/10.1016/S0048-9697(00)00434-4)
- Marthinsen G., Wennerberg L., Solheim R. and Lifjeld J.T. (2009). No phylogeographic structure in the circumpolar snowy owl (*Bubo scandiacus*). *Conservation Genetics* **10**, 923–933. <https://doi.org/10.1007/s10592-008-9581-6>
- MCCabe R.A., Therrien J.F., Wiebe K., Gauthier G., Brinker D., Weidensaul S. et al. (2022). Density-dependent winter survival of immatures in an irruptive raptor with pulsed breeding. *Oecologia* **198**, 295–306. <https://doi.org/10.1007/s00442-021-05057-9>
- McClure C.J.W., Rolek B.W. and Fleischer J. (2023a). Composite population trends reveal status of wintering diurnal raptors in the Northwestern USA. *Biological Conservation* **277**, 109861. <https://doi.org/10.1016/j.biocon.2022.109861>
- McClure C.J.W., Rolek B.W., Kemp R. and Wolter K. (2023b). Combining trends from disparate monitoring programs to inform Red List assessments: The case of the Cape Vulture (*Gyps coprotheres*). *Biological Conservation* **284**, 110175. <https://doi.org/10.1016/j.biocon.2023.110175>
- Menyushina I.E. (1997). *Snowy Owl (*Nyctea scandiaca*) reproduction in relation to lemming population cycles on Wrangel Island*. General Technical Report NC. Washington: US Department of Agriculture Forest Service, pp. 572–582.
- Menyushina I.E. (2007). Changes of reproductive parameters in population of snowy owls (*Nyctea scandiaca*, L.) on Wrangel Island during two lemming population cycles. In Gruzdev A.R. (ed.) *The Nature of Wrangel Island: Contemporary Researches*. St. Petersburg: AST, pp. 32–58 (In Russian)
- Miller E.A., Driscoll C.P., Davison S., Murphy L., Bronson E., Wack A. et al. (2015). Snowy Owl (*Bubo scandiacus*) morbidity and mortality investigation in the DOS region in the winters of 2013–2014 and 2014–2015. *Delmarva Ornithology* **44**, 4–12.
- Miller F.L., Russell R.H. and Gunn A. (1975). Distribution and numbers of snowy owls on Melville, Eglington, and Byam Martin islands, Northwest Territories, Canada. *Journal of Raptor Research* **9**, 60–64.
- Moisan L., Gravel D., Legagneux P., Gauthier G., Léandri-Breton D.J., Somveille M. et al. (2023). Scaling migrations to communities: An empirical case of migration network in the Arctic. *Frontiers in Ecology and Evolution* **10**, 1077260. <https://doi.org/10.3389/fevo.2022.1077260>
- Morozov V.V., Rosenfeld S.B., Rogova N.V., Golovnyuk V.V., Kirtaev G.V. and Kharitonov S.P. (2020). What is the number of snowy owls in the Russian Arctic? *Ornithologia* **44**, 18–25. (In Russian, English summary)
- National Audubon Society. (2020). The Christmas Bird Count Historical Results. Available at <http://www.christmasbirdcount.org> (accessed 24 January 2021).
- Nazneen S., Jayakumar S., Albeshr M.F., Mahboob S., Manzoor I., Pandiyan J., Krishnappa K., Rajeswary M. and Govindarajan N. (2022). Analysis of Toxic Heavy Metals in the Pellets of Owls: A Novel Approach for the Evaluation of Environmental Pollutants. *Toxics* **10**, 693. <https://doi.org/10.3390/toxics10110693>
- Newton I. (2006). Advances in the study of irruptive migration. *Ardea* **94**, 433–460.
- Newton I. (2010). *Bird Migration*. London: Collins.
- Øien I.J., Aarvak T., Jacobsen K.-O. and Solheim R. (2018). Satellite telemetry uncovers important wintering areas for Snowy owls on the Kola peninsula, northwestern Russia. *Ornithologia* **42**, 42–49. <https://hdl.handle.net/11250/3017999>
- Øien I.J., Jacobsen K.-O., Aarvak T., Solheim R. and Kleven O. (2016). *Snowy Owl Ecology and Occurrence in Norway in 2015*. Norsk Ornitologisk Forening (NOF)-Report 4–2016. NOF-Birdlife Norway.
- Overskaug K., Bolstad J.P., Sunde P. and Øien I.J. (1999). Fledgling behavior and survival in northern tawny owls. *The Condor* **101**, 169–174. <https://doi.org/10.2307/1370460>

- Portenko L.A. (1972). *Die Schnee-eule*. Die Neue Brehm-Bücherei.
- Potapov E. and Sale R. (2012). *The Snowy Owl*. London; T & AD Poyser.
- Rich T.D., Beardmore C.J., Berlanga H., Blancher P.J., Bradstreet M.S.W., Butcher G.S. et al. (2004). *Partners in Flight North American Landbird Conservation Plan*. Ithaca: Cornell Lab of Ornithology.
- Robillard A., Gauthier G., Therrien J.F. and Bêty J. (2018). Wintering space use and site fidelity in a nomadic species, the snowy owl. *Journal of Avian Biology* **49**, e01707. <https://doi.org/10.1111/jav.01707>
- Robillard A., Gauthier G., Therrien J.F., Fitzgerald G., Provencher J.F. and Bêty J. (2017). Variability in stable isotopes of snowy owl feathers and contribution of marine resources to their winter diet. *Journal of Avian Biology* **48**, 759–769. <https://doi.org/10.1111/jav.01257>
- Robillard A., Therrien J.F., Gauthier G., Clark K.M. and Bêty J. (2016). Pulsed resources at tundra breeding sites affect winter irruptions at temperate latitudes of a top predator, the snowy owl. *Oecologia* **181**, 423–433. <https://doi.org/10.1007/s00442-016-3588-3>
- Rohner C. and Hunter D.B. (1996). First-year survival of great horned owls during a peak and decline of the snowshoe hare cycle. *Canadian Journal of Zoology* **74**, 1092–1097. <https://doi.org/10.1139/z96-121>
- Rosenberg K.V., Kennedy J.A., Dettmers R., Ford R.P., Reynolds D., Alexander J.D. et al. (2016). *Partners in Flight Landbird Conservation Plan: 2016 Revision for Canada and Continental United States*. Partners in Flight Science Committee.
- Santonja P., Mestre I., Weidensaul S., Brinker D., Huy S., Smith N. et al. (2019). Age composition of winter irruptive Snowy Owls in North America. *Ibis* **161**, 211–215. <https://doi.org/10.1111/ibi.12647>
- Schmidt N.M., Ims R.A., Høye T.T., Gilg O., Hansen L.H., Hansen J. et al. (2012). Response of an arctic predator guild to collapsing lemming cycles. *Proceedings of the Royal Society B Biological Sciences* **279**, 4417–4422. <https://doi.org/10.1098/rspb.2012.1490>
- Sherley R.B., Winker H., Rigby C.L., Kyne P.M., Pollom R., Pacoureau N. et al. (2020). Estimating IUCN Red List population reduction: JARA – A decision-support tool applied to pelagic sharks. *Conservation Letters* **13**, 1–10. <https://doi.org/10.1111/conl.12688>
- Solheim R., Jacobsen K.-O. and Øien I.J. (2008). The migrations of snowy owls: one year, three owls and new knowledge. *Vår Fuglefauna* **31**, 102–109. (In Norwegian)
- Solheim R., Jacobsen K.-O., Øien I.J. and Aarvak T. (2018). Snowy owls may breed when one year old. *Poster presented at the Raptor Research Foundation Annual Meeting, 12–16 November, Skukuza, Kruger National Park, South Africa*.
- Solheim R., Jacobsen K.-O., Øien I.J., Aarvak T. and Polojärvi P. (2013). Snowy Owl nest failures caused by blackfly attacks on incubating females. *Ornis Norvegica* **36**, 1–5. <https://doi.org/10.15845/on.v36i0.394>
- Solheim R., Øien I.J., Aarvak T. and Jacobsen K.-O. (2021). Snowy Owl (*Bubo scandiacus*) males select the highest vantage points around nests. *Airo* **29**, 451–459. <https://hdl.handle.net/11250/3133118>
- Teitelbaum C.S. and Mueller T. (2019). Beyond migration: causes and consequences of nomadic animal movements. *Trends in Ecology & Evolution* **34**, 569–581. <https://doi.org/10.1016/j.tree.2019.02.005>
- Therrien J.F., Gauthier G. and Bêty J. (2011). An avian terrestrial predator of the Arctic relies on the marine ecosystem during winter. *Journal of Avian Biology* **42**, 363–369. <https://doi.org/10.1111/j.1600-048X.2011.05330.x>
- Therrien J.F., Gauthier G. and Bêty J. (2012). Survival and reproduction of adult snowy owls tracked by satellite. *The Journal of Wildlife Management* **76**, 1562–1567. <https://doi.org/10.1002/jwmg.414>
- Therrien J.F., Gauthier G., Korpimäki E. and Bêty J. (2014a). Predation pressure by avian predators suggests summer limitation of small mammal populations in the Canadian Arctic. *Ecology* **95**, 56–67. <https://doi.org/10.1890/13-0458.1>
- Therrien J.F., Gauthier G., Pinaud D. and Bêty J. (2014b). Irruptive movements and breeding dispersal of snowy owls: a specialized predator exploiting a pulsed resource. *Journal of Avian Biology* **45**, 536–544. <https://doi.org/10.1111/jav.00426>
- Therrien J.F., Gauthier G., Robillard A., Lecomte N. and Bêty J. (2015). Ecology of Snowy Owls Breeding in Canada. *Naturaliste Canadien* **139**, 17–23 (In French)
- Therrien J.F., Weidensaul S., Brinker D., Huy S., Miller T., Jacobs E. et al. (2017). Winter use of a highly diverse suite of habitats by irruptive snowy owls. *Northeastern Naturalist* **24**, B81–B89. <https://doi.org/10.1656/045.024.s712>
- Tolvanen A., Eilu P., Juutinen A., Kangas K., Kivinen M., Markovaara-Koivisto M. et al. (2019). Mining in the Arctic environment – A review from ecological, socioeconomic and legal perspectives. *Journal of Environmental Management* **233**, 832–844. <https://doi.org/10.1016/j.jenvman.2018.11.124>
- Walker D.A., Reynolds M.K., Daniels F.J.A., Einarsson E., Elvebakk A., Gould W.A., Katenin A.E., Kholod S.D., Markon C.J., Melnikov E.S., Moskalenko N. G., Talbot S.S. and Yurtsev B.A. (2005). The circumpolar vegetation map. *Journal of Vegetation Science* **16**, 267–285. <https://doi.org/10.1111/j.1654-1103.2005.tb02365.x>
- Watson A. (1957). The behavior, breeding, and food-ecology of the Snowy Owl *Nyctea scandiaca*. *Ibis* **99**, 419–462. <https://doi.org/10.1111/j.1474-919X.1957.tb01959.x>
- Wauchope H.S., Amano T., Sutherland W.J. and Johnston A. (2019). When can we trust population trends? A method for quantifying the effects of sampling interval and duration. *Methods in Ecology and Evolution* **10**, 2067–2078. <https://doi.org/10.1111/2041-210X.13302>
- White E.R. (2019). Minimum time required to detect population trends: the need for long-term monitoring programs. *BioScience* **69**, 40–46. <https://doi.org/10.1093/biosci/biy144>
- Wiebe K., Bidwell M. and McCabe R. (2023). Snowy Owls in central North America have regular migration and high philopatry to wintering sites though not always to home ranges. *Avian Conservation & Ecology* **18**, 14. <https://doi.org/10.5751/ACE-02528-180214>
- Zarfl C. and Matthies M. (2010). Are marine plastic particles transport vectors for organic pollutants to the Arctic? *Marine Pollution Bulletin* **60**, 1810–1814. <https://doi.org/10.1016/j.marpolbul.2010.05.026>